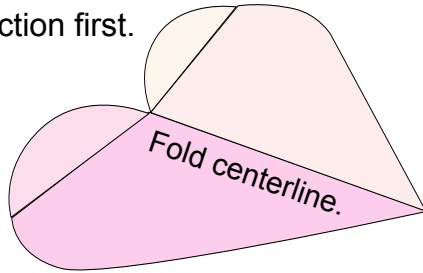

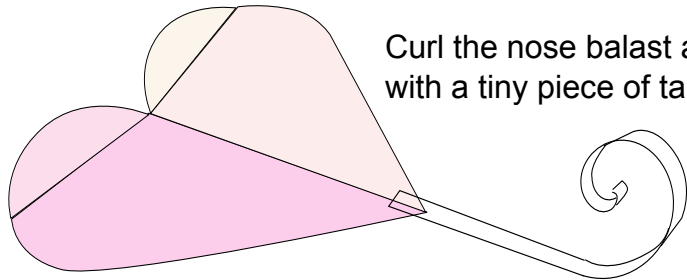


Have a look at the video instruction first.

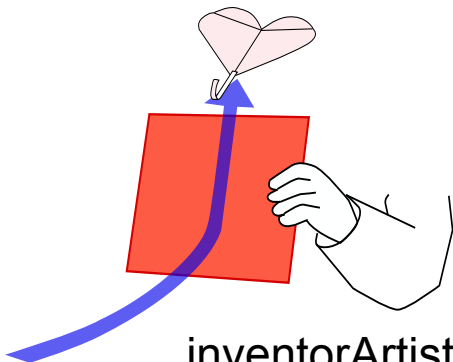
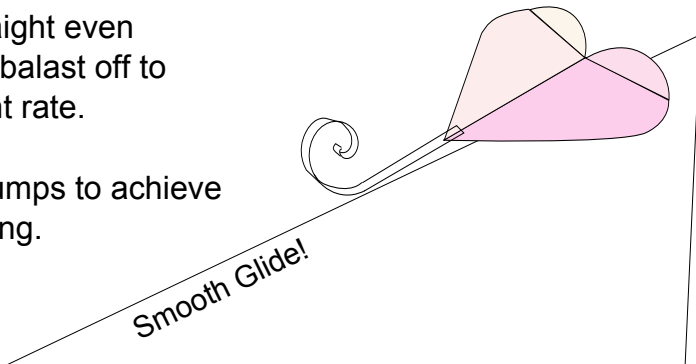


Curl the nose balast and attach with a tiny piece of tape.



Adjust for straight even descent. Clip balast off to adjust descent rate.

Adjust rear bumps to achieve straight heading.



Launch and follow with card to create air current underneath for sustained flight. Practice with large piece of cardboard graduating down to the size of this card.



inventorArtist.com/i-love-you-glider